





# PAHF Hockey Venues Specifications

(February 2020)

Key Space	Sub Space(s)	Size	Quantity	Location	Specific Requirements	Further Information
<b>Field of Play - Facilities</b>						
<b>Competition Pitch</b>	Global Elite (See FIH Manual) <a href="http://www.fih.ch/media/12500052/requirements-for-hockey-fields.pdf">http://www.fih.ch/media/12500052/requirements-for-hockey-fields.pdf</a> <a href="http://www.fih.ch/media/12500053/requirements-for-hockey-turf-products.pdf">http://www.fih.ch/media/12500053/requirements-for-hockey-turf-products.pdf</a>					
<b>Warm Up Pitch</b>	Global Elite (See FIH Manual)					
<b>Pitch Lighting</b>	Refer FIH Specifications <a href="http://www.fih.ch/media/12944330/fih-guide-sports-lighting-for-non-televised-outdoor-hockey-18-05-16.pdf">http://www.fih.ch/media/12944330/fih-guide-sports-lighting-for-non-televised-outdoor-hockey-18-05-16.pdf</a> <a href="http://www.fih.ch/media/12944329/fih-guide-sports-lighting-for-broadcasting-11-a-side-hockey-outdoors-18-05-06.pdf">http://www.fih.ch/media/12944329/fih-guide-sports-lighting-for-broadcasting-11-a-side-hockey-outdoors-18-05-06.pdf</a>					
<b>Watering</b>	Refer FIH Specifications					
<b>Fencing</b>	<p>Minimum 1 m high with railing and socket. Behind the goals Minimum 7 meters high fence (must occupy the entire width of the field)</p> 					

<p><b>Technical Table</b></p>	<p>Minimum 6m x 3m</p>	<p>1</p>	<p>Located at the side of the pitch on the half way line. Set back a minimum distance of the pitch run off (4m).</p>	<ul style="list-style-type: none"> <li>• A platform height a minimum of 25cm above ground level. (Calculate the movement of the chairs for the depth and allow them to circulate behind)</li> <li>• Seating for 5 people.</li> <li>• Covered to protect from the weather</li> <li>• Protection from the FOP</li> <li>• Table to accommodate laptop, printer and technical equipment.</li> <li>• Providing an unrestricted clear view of the pitch</li> <li>• Electrical and data outlets</li> <li>• The sides of the area are to permit easy access to the FOP.</li> </ul> <p>For safety, the area is to be free of a glass cover or windows that may be exposed to hockey balls hit from the FOP.</p> <p>Example of Technical Table:</p> 	<p>4 extra seats are required for suspended players. These can be located at the front or side of the table. These seats are to be contained behind a minimum 1m high wall to protect from the FOP.</p> <p>Example of suspended players seats:</p> 
-------------------------------	------------------------	----------	--	--	---

Key Space	Sub Space(s)	Size	Quantity	Location	Specific Requirements	Further Information
<p><b>Team Benches</b></p>	<p>Minimum 8m x 3m</p>	<p>2</p>	<p>Immediately accessible at the side of the pitch – within 6m either side of the technical table. Set back the same distance (as minimum) as the technical table.</p>	<ul style="list-style-type: none"> <li>• Seating for 12 people</li> <li>• Room for storage of 16 x player equipment bags &amp; team medical equipment.</li> <li>• Covered to protect from the weather</li> <li>• Protection from the FOP by a 1m high wall</li> <li>• Electrical outlets</li> <li>• Stick storage box</li> </ul>	<ul style="list-style-type: none"> <li>• Screens to protect the bench from the watering system are recommended.</li> <li>• Table (3m<sup>2</sup>) for drinks and medical equipment</li> <li>• In warm climates, industrial cooling fans are to be provided.</li> <li>• The strong preference is that change rooms and team benches are located on the same side of the pitch.</li> </ul> 	
<p><b>Change Rooms – Athlete</b></p>	<p>Preferably 75m<sup>2</sup> per room</p>	<p>4</p>	<p>Preferably located within 25m of the FOP. A secure area that is not accessible by the general public and media.</p>	<ul style="list-style-type: none"> <li>• Dry area for 18 people</li> <li>• 1 board</li> <li>• Showers 5 with hot &amp; cold water</li> <li>• Toilets (min 2)</li> <li>• Electrical outlets</li> <li>• Seating for a minimum of 18</li> <li>• 2 Treatment Tables</li> </ul>	<p>Must be lockable and secure.</p>	

<b>Change Rooms – Umpires</b>	Preferably 30m <sup>2</sup> per room	2	Preferably located within 25m of the FOP. A secure area that is not accessible by the general public and media.	<ul style="list-style-type: none"> <li>• Seating for more than 4 people</li> <li>• Showers with hot &amp; cold water</li> <li>• Toilets</li> <li>• Electrical outlets</li> <li>• Lockers for officials belongings</li> </ul>	Must be lockable and secure.
<b>Ice Bath Facilities</b>	Minimum 20m <sup>2</sup>	2	Located near (if not in) the change rooms.	<ul style="list-style-type: none"> <li>• Large tubs or small pools that allow athletes to submerge themselves– to approximately waist depth.</li> <li>• Facilities to service a minimum of 3 athletes at one given time are required.</li> </ul>	<ul style="list-style-type: none"> <li>• Must ensure privacy from the spectators.</li> <li>• Ideally, the ice is to be stored on site to allow immediate servicing as required.</li> </ul>

Key Space	Sub Space(s)	Size	Quantity	Location	Specific Requirements	Further Information
Equipment Storage Room		Minimum 75m <sup>2</sup>	1	Located in the Sport BOH area in proximity to the change rooms and FOP areas.	Adequate size to accommodate 2 goal keeper kits per competing team. A space to store any excess FOP equipment such as goals, hockey balls, extra training devices.	Must be dry, lockable, secure and ventilated.
Pitch & Sport Equipment				FOP	<ul style="list-style-type: none"> <li>• 2 x goals (&amp; 1 spare) that are in a high-quality condition and meet the requirements of the rules of hockey.</li> <li>• 4 x corner flags (&amp; 2 spare) FIH approved Hockey Balls</li> </ul> 	<p>Sport Equipment should conform to the requirements in the Rules of Hockey</p> 

Key Space	Sub Space(s)	Size	Quantity	Location	Specific Requirements	Further Information
<b>Team Match Analysts (EVS, i.e. Hawkeye or similar)</b>  <b>Or Video Tower (see below)</b>	Variable – Sufficient to accommodate 1 person per competing team, umpire logging operator, camera operator and all technical equipment.	1	Located BOH or in the broadcast area. A view of the pitch is not necessary.	<ul style="list-style-type: none"> <li>• Technical equipment – TBA</li> <li>• 1 table and chair per operator</li> </ul>		
<b>Video Umpire</b>	Preferable 4m x 2m	1	This will either be a booth located with a view of the FOP, or a location to be identified in the EVS supplier vehicles.	Host to arrange; <ul style="list-style-type: none"> <li>• Office space - closed off area for video umpires (covered and enclosed)</li> <li>• 3 x chairs</li> <li>• Tables to accommodate the electronic equipment required.</li> </ul>	To arrange (through broadcasters); <ul style="list-style-type: none"> <li>• 2x 19" (48.25cm) colour monitors (live feed and replay)</li> <li>• EVS record and replay machine</li> <li>• Communication system between truck and VU room for audio feed</li> <li>• Video feed of live broadcast (format to be specified)</li> <li>• Important this room is not part of an access way to other areas of the production area.</li> </ul>	

Key Space	Sub Space(s)	Size	Quantity	Location	Specific Requirements	Further Information
<b>Video Tower for Teams (Only in the absence of EVS)</b>	Minimum internal tower dimensions: 45m <sup>2</sup> FIH specs - 1.5m width per team, 3m deep 2.5m high	1	Behind the goals at one (or both) ends of the pitch. As central as possible. Located separately to the broadcast towers. The video tower specifications should be discussed in detail with PAHF.	<ul style="list-style-type: none"> <li>• A distance far enough behind the goals and of adequate height to ensure the operators are safe.</li> <li>• Safety railing to a height of approximately 1.2m to ensure a safe environment.</li> <li>• A netting across the front of the tower to prevent objects falling off the tower.</li> <li>• An area covered on the roof, back and sides.</li> <li>• 1.5m width per competing team (2 pax)</li> <li>• 1 small table and 2 chairs per competing team.</li> </ul>		
<b>Sports Presentation</b>	Minimum 25m <sup>2</sup>	1	To accommodate 4 people. Ideally centrally located to the FOP with a clear view of the entire pitch.	Host to arrange <ul style="list-style-type: none"> <li>• A powered booth closed off area from spectators (covered and enclosed)</li> <li>• 4 x chairs</li> <li>• Tables to accommodate the electronic equipment required.</li> <li>• Electrical outlets</li> </ul>		
<b>Commentary Booths</b>	Min 4m <sup>2</sup> Preferable 2m x 2m	2+	Each booth to accommodate 2 people. Ideally centrally located to the FOP with a clear view of the entire pitch.	Host to arrange (per booth); <ul style="list-style-type: none"> <li>• Office space - closed off area from spectators (covered and enclosed)</li> <li>• 2 x chairs</li> <li>• Tables to accommodate electronic equipment required.</li> <li>• Electrical outlets</li> </ul>	To arrange equipment with broadcaster.	



Key Space	Sub Space(s)	Size	Quantity	Location	Specific Requirements	Further Information
Mixed Zone		Minimum 40m <sup>2</sup> Preferable 10m x 4m		Immediately near the exit of FOP, allowing athletes to pass through as they leave the area.	<ul style="list-style-type: none"> <li>• Priority area is to be given to the host broadcaster and the rights holder broadcasters, with athletes to then move onto the remaining media.</li> <li>• Barricading to separate the athletes and media.</li> <li>• Space to erect a backdrop.</li> </ul>	
Score Board		Variable	Minimum 1	At the end or corner of the FOP, visible to the technical table, team benches and as many spectators as possible.	Ability to display the following: <ul style="list-style-type: none"> <li>• Match time (playing and breaks)</li> <li>• Participating teams - 3 letter abbreviated name</li> <li>• Match score</li> <li>• Clock capable of adjusting to different timings showing seconds and minutes</li> <li>• Video referral status</li> <li>• Integrated siren at the end of identified periods.</li> </ul>	A scoreboard is required to display all of the specific requirements identified.
Video Screen		Minimum 6.5m x 4.4m	Minimum 1	At the end or corner of the FOP, visible to the technical table, team benches and as many spectators as possible	Specifications for the scoreboard are; <ul style="list-style-type: none"> <li>• Minimum resolution of 6,000 Led / m<sup>2</sup></li> <li>• Minimum intensity of 4,000 cd/m<sup>2</sup></li> <li>• Minimum useable screen surface is 23m<sup>2</sup></li> </ul>	It can be a screen for results and videos use as long as the time appears on the screen permanently

Key Space	Sub Space(s)	Size	Quantity	Location	Specific Requirements	Further Information
<b>International Federation President and Technical Delegate Office</b>		Minimum 25m <sup>2</sup>	1	Located in the Sport BOH area with immediate access to the FOP, hospitality and all operational areas.	<ul style="list-style-type: none"> <li>• with air conditioning / heating service, accordingly.</li> <li>• Work space for 3 persons, with office table and chair.</li> <li>• Up to 8 more chairs for the purpose of hearings / meetings.</li> <li>• Lockable filing cabinets</li> <li>• Preferable to have a TV monitor with a live feed from broadcast</li> <li>• Must be lockable and secure</li> </ul>	Preferable for this area to overlook the FOP. It is suggested that all offices be at the top of the stands.
<b>Umpire Managers</b>		Minimum 25m <sup>2</sup>	1	Located in the Sport BOH area with immediate access to the FOP and operational areas.	<ul style="list-style-type: none"> <li>• with air conditioning / heating service, accordingly.</li> <li>• Work space for 6 persons, with office table and chair.</li> <li>• 4 more chairs for post-match meetings.</li> <li>• 2 spare tables for the setting out of umpire radio's (3m<sup>2</sup>)</li> <li>• Must be lockable and secure</li> </ul>	Preferable for this area to overlook the FOP.

Key Space	Sub Space(s)	Size	Quantity	Location	Specific Requirements	Further Information
<b>Officials Lounge</b>	Minimum 50m <sup>2</sup>	1	Preferably located on the same side of venue as all operational offices.	<ul style="list-style-type: none"> <li>• with air conditioning / heating service, accordingly.</li> <li>• 2 x office tables and 4 x chairs for match review purposes.</li> <li>• Electrical outlets</li> <li>• Tables for the provision of catering</li> <li>• 2 x small couches &amp; coffee table</li> <li>• Fridge for cold drinks</li> </ul>	<ul style="list-style-type: none"> <li>• A monitor with a feed from the broadcasters is a preferable feature.</li> </ul>	
<b>Athletes Lounge</b>	Preferably 100m <sup>2</sup>	1	Located in the Sport BOH area	<ul style="list-style-type: none"> <li>• Multiple tables and chairs</li> <li>• Fridge for cold drinks</li> <li>• Notice board for event &amp; logistical detail</li> <li>• Preferable to have a TV monitor with live feed from broadcast.</li> </ul>	Located as such to provide easy access to change rooms and the athlete transport areas.	
<b>Sport Meeting Room/Jury of Appeal room</b>	Minimum 50m <sup>2</sup>	1	Located in the BOH Sport area, within close proximity to all operational areas.	<ul style="list-style-type: none"> <li>• with air conditioning / heating service, accordingly.</li> <li>• Tables and chairs to accommodate meetings between officials and teams, approximately 20 people.</li> <li>• TV screen with the ability to accept external AV equipment.</li> </ul>		
<b>Sport Information Desk (suggested)</b>	Minimum 25m <sup>2</sup>	1	Located in the BOH Sport area, within close proximity to all operational areas.	<ul style="list-style-type: none"> <li>• An environment where athletes can obtain information about transport, match schedules and other event associate details.</li> </ul>	Located in close proximity to, if not within, the athletes lounge.	

Key Space	Sub Space(s)	Size	Quantity	Location	Specific Requirements	Further Information
<b>Competition Management Office</b>		Minimum 50m <sup>2</sup>	1	Preferably located on the same side as the technical table and team benches, with immediate access to the FOP, hospitality and all operational areas.	<ul style="list-style-type: none"> <li>• with air conditioning / heating service, accordingly.</li> <li>• Work spaces for at least 8 people, with sufficient electrical outlets.</li> <li>• Internet and printer capabilities</li> <li>• Must be lockable and secure</li> </ul>	A monitor with a feed from the broadcasters is a preferable feature.
<b>Ball Patrol</b>		Tent or space to ball patrol and / or volunteers	1	Located BOH in proximity to the FOP	<ul style="list-style-type: none"> <li>• Benches, Lockers for belongings</li> <li>• Fridge for cold drinks</li> </ul>	Must be lockable and secure 3 sets of 10 bibs of different colors Ball Patrol must use shin guard

Key Space	Sub Space(s)	Size	Quantity	Location	Specific Requirements	Further Information
<b>Athlete First Aid Room</b>	60m <sup>2</sup>	1	Located in the Sport BOH area with immediate access to the FOP and venue entry / exit. Access must be flat.	<ul style="list-style-type: none"> <li>• The first aid room must be well lit and contain the equipment as detailed in the medical regulations.</li> <li>• It must contain running water, a basin and immediate access to separate male and female bathrooms.</li> </ul>	This area must allow treatment of male and female athletes simultaneously in a private manner.	
<b>Pitch Side Medical Services</b>		1	At or near the technical bench for immediate access to the FOP.	<p>The area established for this feature must be adequate to accommodate the following:</p> <ul style="list-style-type: none"> <li>• Event medical personnel.</li> <li>• 2 x dedicated stretcher bearers</li> <li>• Medical supplies and equipment as detailed in medical regulations.</li> </ul>		
<b>Doping Control Room(s) (exclusive use)</b>	90m <sup>2</sup>	Based on 3 Processing areas, 1 waiting area & 2 dedicated toilets.	Located in the Sport BOH area with immediate access to the FOP and change rooms.	<p>The Doping Control room must have the following sections;</p> <ul style="list-style-type: none"> <li>• Waiting room – 1 x table, 12 x chairs, 1 x fridge with bottled water</li> <li>• Processing room – 1 x table, 4 x chairs, 1 x lockable fridge, and lockable cupboard.</li> <li>• Toilets must be large enough to accommodate athlete and chaperone.</li> </ul>	<ul style="list-style-type: none"> <li>• The Doping Control room is to be locked at all times and only accessed by the Doping Control staff, medical staff and the selected athletes.</li> <li>• It is imperative that athletes in the waiting room must not be able to hear the conversations between the DCO and athlete providing personal details.</li> </ul>	

Key Space	Sub Space(s)	Size	Quantity	Location	Specific Requirements	Further Information
<b>Ambulance Pitch Access</b>	Adequate to allow a medical evacuation device as a minimum.	1	Near the FOP with unrestricted access to the pitch and venue exit.	<ul style="list-style-type: none"> <li>• Minimum requirement is access to the FOP with an appropriate medical evacuation device</li> <li>• Preferable is double gates to permit emergency vehicle access to the pitch (minimum 3 meters wide)</li> <li>• A dedicated driveway to access that pitch in a smooth manner.</li> </ul>	Fence perimeter / advertising boards in this area must be moveable.	
<b>Public First Aid</b>		Minimum 1	A central point within the spectator area.	<ul style="list-style-type: none"> <li>• Paramedics and first aid staff with a fully equipped first aid station to treat spectators as required.</li> <li>• Access to ambulance and hospital as required.</li> </ul>		
<b>Public Toilets</b>		Required quantity according to regulations				

Key Space	Sub Space(s)	Size	Quantity	Location	Specific Requirements	Further Information
<b>Venue Seating</b>						
VIP				The best seats available in the main grandstand.	All VIP seats are to be covered	
Spectators		Minimum 3000 capacity		Positioned to allow full viewing capacity as close to the pitch as possible.	20% to be covered is suggested	
Athletes				To be seated outside of the line of site of the main camera arc.	Sufficient seating to accommodate all teams and staff for the finals.	In addition to the 20% seating capacity referred to above, it is preferable that this seating area is covered.
Coaches Seating		2 seats per team		Highest side of the stands behind the team benches.	<ul style="list-style-type: none"> <li>• 2 seats per team</li> <li>• Elevated view of the pitch</li> <li>• Separated from spectators</li> <li>• A table / bench to work on with access to data, power and</li> <li>• communications.</li> </ul>	This must enable the coach quick access to the FOP and change rooms and provide an elevated view.
Officials				To be seated outside of the line of site of the main camera arc	Sufficient seating to accommodate all appointed officials.	
Media Tribune		75 seats		A covered seating area that allows the media to oversee the entire FOP uninterrupted. On the same side of the venue as all media operations.	Designated seating for a specified number of media.	
Accessible		Compliant with venue licensing requirements		Located in an area that is accessible and will always maintain a clear view to the FOP.		Dependent on venue licensing requirements

Key Space	Sub Space(s)	Size	Quantity	Location	Specific Requirements	Further Information
Media Centre (preferable)			1	<p>Located on the same side of the pitch as the media tribune and mixed zone. It is important to ensure easy access to the media center from the pitch side operational areas.</p>	<ul style="list-style-type: none"> <li>• Must be well lit and serviced by air conditioning / heating as appropriate.</li> <li>• A reception desk for a media assistant to be based at to help service all media requests.</li> <li>• Work areas to adequately accommodate the expected volume of media.</li> <li>• Internet for all media</li> <li>• Lockers for the safe storage of photography equipment.</li> <li>• Open 2 hours prior to the first match and remains open 2 hours after the completion of the last match, or until all media have finished their work.</li> <li>• TV monitor/s to have a live feed from broadcast.</li> </ul>	



Key Space	Sub Space(s)	Size	Quantity	Location	Specific Requirements	Further Information
Area for OB Vehicles			1	Same side of the pitch as the commentary booths.		
Camera Positions				Variable	A camera plan should be agreed with PAHF, involving elevated and pitch side camera locations.	

VIP Lounge			1	In close proximity to the VIP seating area.	<ul style="list-style-type: none"> <li>• Needs to accommodate all VIP's</li> <li>• Must be a secured and controlled area</li> <li>• Must have provisions of catering services and their corresponding facilities.</li> <li>• Preferable to have a TV monitor with a live feed from broadcast</li> <li>• Must have access to VIP only bathrooms</li> <li>• Preferable to have a view of the FOP</li> </ul>	
------------	--	--	---	---	---	--

Key Space	Sub Space(s)	Size	Quantity	Location	Specific Requirements	Further Information
Team Arrival / Departure load zone	50m <sup>2</sup>	1	Direct entry into a secure athletes / operational area only.	Athletes should be able to leave their transport and enter their change rooms immediately, without having to move through spectator areas.	They should be able to access the warm up areas and FOP without moving through spectator areas.	
Officials Arrival / Departure load zone		1	Preferably a direct entry into a secure operational area.	Preferably officials should also be able to arrive in an area that allows them to access their offices and change rooms directly.		
VIP Arrival / Departure (preferable)		1	Direct entry to the VIP section of the venue.	VIP's should be able to arrive at the venue and move immediately towards the designated VIP area of the stadium.		

Key Space	Sub Space(s)	Size	Quantity	Location	Specific Requirements	Further Information
-----------	--------------	------	----------	----------	-----------------------	---------------------

Plaza Area		1	Situating in an area that encourages the spectators to move through upon their arrival into the grounds and pre accessing the seating.	To include: <ul style="list-style-type: none"> <li>• Retails stands</li> <li>• Catering services</li> <li>• Fan zone activity</li> <li>• Public bathrooms</li> <li>• Event information</li> </ul>	<ul style="list-style-type: none"> <li>• Compliant with local health and safety regulations</li> </ul>
------------	--	---	--	---	--

Key Space	Sub Space(s)	Size	Quantity	Location	Specific Requirements	Further Information
<b>Training Pitch</b>		Playing area: 91.4 x 55m Total area: (101.4 x 63m – 6388.2m <sup>2</sup> )	1		<ul style="list-style-type: none"> <li>• A full-size pitch, surfaced with the same surface and watering system and set out in line with the competition field of play.</li> </ul>	<ul style="list-style-type: none"> <li>• Lighting should be illuminated to non-televised FIH Class 1.</li> <li>• Pitch equipment should be homologated.</li> </ul>
<b>Changing rooms (if it is in a different venue than the FOP)</b>			4		<ul style="list-style-type: none"> <li>• Provision of towels (preferable) and ice</li> </ul>	
<b>Ice baths (if it is in a different venue than the FOP)</b>			2		<ul style="list-style-type: none"> <li>• Provisions to provide this service to teams</li> </ul>	
<b>Medical room (if it is in a different venue than the FOP)</b>			1		<ul style="list-style-type: none"> <li>• Basic medical provision plus an area identified for doping control testing.</li> </ul>	<ul style="list-style-type: none"> <li>• Ambulance</li> </ul>
<b>Athletes Lounge (if it is in a different venue than the FOP)</b>			1		<ul style="list-style-type: none"> <li>• A lounge with basic refreshments to accommodate teams on arrival and departure to training.</li> </ul>	